


by **multiCAM**  
systems



## VIDEO TRAINING DURING MEDICAL SIMULATION

### MULTIPLE CONFIGURATIONS WITH CAMERA'S PRESETS



#### WIDE RANGE OF ANGLE SHOTS

1 click to select the most appropriate view adapted to your training session.  
Only 1 preview for all cameras and body sensors

### INSTANT DEBRIEFING WITH MARKERS



#### ONE CLICK TO JUMP TO ACTION

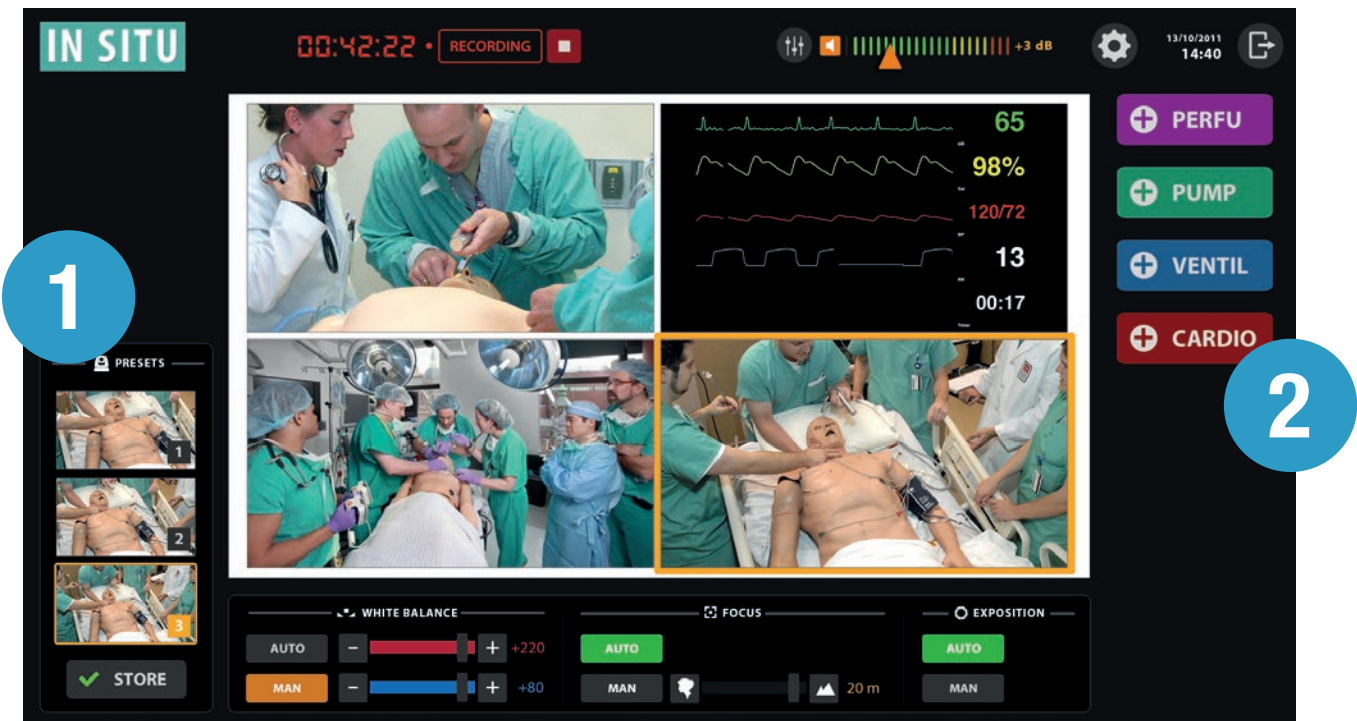
Identify key gestures with easy marker navigation.  
Instant gesture's visualization in "Debriefing Mode".

### EFFICIENCY AND EASY-TO-USE



#### INTUITIVE AND USER-FRIENDLY INTERFACE

Fast using of the user interface.  
Stay focused on teaching without thinking about the system.



## 1. SELECT THE CONFIGURATION ADAPTED TO THE SESSION

Robotized cameras offer you a great choice of angle shots.  
Just click on the camera preview and select the thumbnail of the desired angle shot.

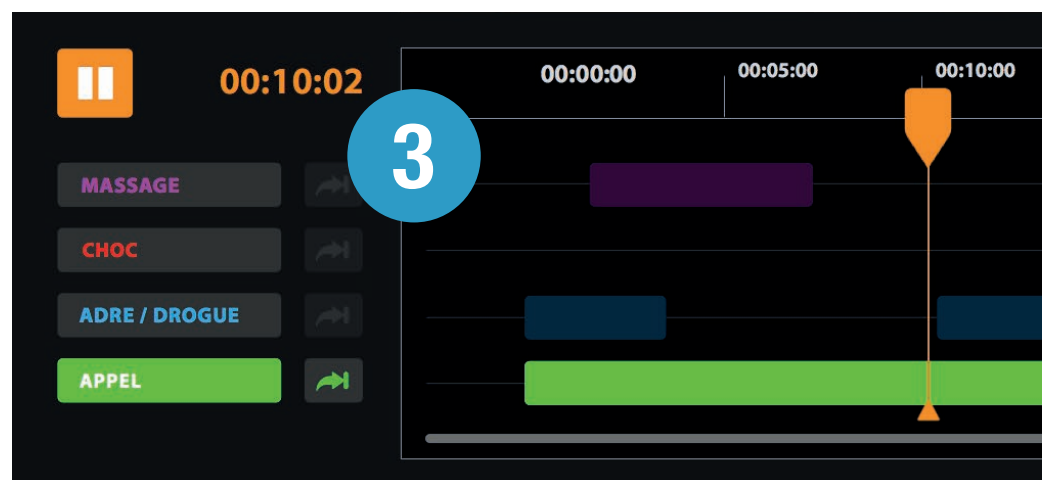
## 2. MARK IN AND OUT IN REAL TIME

Custom markers to identify specific gestures done by the learner during the simulation.

## 3. DEBRIEFING!

The Marker's timeline let you track and play specific actions.

IN SITU, the only product allowing simple navigation and efficiency for medical simulation training.



**IN SITU** by **multiCAM**  
systems

[www.multicam-systems.com](http://www.multicam-systems.com)

[contact@multicam-systems.com](mailto:contact@multicam-systems.com)

+33 9 72 58 67 28